



WELCOME TO

Campus Emergencies



Ventura College Commitment Faculty/Staff/Student Safety

- **Dr. Kimberly Hoffmans, President**
- **Cathy Bojorquez, Dr. Damien Pena, Dr. Jennifer Goetz**
- **Sue Royer, College Services Supervisor**



Goals for Today

- **Have Fun!**
- **Increase Your Situational Awareness**
- **Expectations of Faculty, Administration**



Ventura College

Community college in Ventura, Califor...


Ventura College is a public community college in Ventura, California. Established in 1925, the college has a 112-acre campus with an [entire Wikipedia](#)

[More info](#)



Motivation?

LIFE SAFETY



How Important is Training?

- “In the event of an emergency, you will not rise to the occasion.”
- “You will fall back on your levels of training”

[Home Fire Plan](#)

EMERGENCY

Situational Awareness

- “It’s not a matter of if, it’s a matter of when”
- “When, Then”



It is approaching the third month of the new fall semester. It is early in the morning and you are in Guthrie Hall in a meeting with 25 of your peers. Everyone is working together for an upcoming event on campus. Suddenly, you get the sensation that the earth moved. It is a strange sensation and you are confused and filled with anxiety. Approximately 5 seconds pass and a strong jolt is felt by all. Several of the people in the room scream and cover under their desks. The strong jolt is now interrupted by several, strong “rollers.” Ceiling tiles begin to fall from above. The shaking lasts about one minute. It is eerily quiet. Several of your peers are visibly shaken and crying. The shaking has stopped and it is time to go to your designated “Assembly Area”. Please see the evacuation map below to find the closest evacuation route to your location.



VENTURA COLLEGE CAMPUS - EMERGENCY MAP



VENTURA COLLEGE BUILDING LEGEND

- M Administration (EAC, Ricoh Copy Center)
- C Athletic Event Center (Large Gym, Fitness Ctr)
- P Auto Education Program
- S Bookstore & Campus Services (Financial Aid)
- Kinesiology (Small Gym)
- C Orfalea Child Development Center at Ventura College
- C Creative Resources Center (Student Health Ctr)
- C Campus Student Center
(Student Activities, International Students Services,
CalWORKs, Vending, Veterans' Ctr, Foster Youth Center)
- C Day Road Center - 71 Day Road

- HSC Health Sciences Center
- HH Head House
- LRC Library & Learning Resource Center
(Assistive Tech Training Ctr, Tutoring)
- MAC Media Arts Center
- M and M&O Maintenance & Operations
- MCE Multidisciplinary Center East
- MCW Multidisciplinary Center West
(Career & Tech Ed., Vending)
- NMG New Media Gallery
- PAC Performing Arts Center

- SSC Student Services Center
(Admissions & Records, Assessment,
Career and Transfer Ctr, Counseling,
Registration, Student Business Office,
Student Connect/Welcome Center,
Student Services Support)
- S&R Shipping and Receiving
- TR 5-6 Trailer Classrooms (Near Baseball Fields)
- TR 12-15 Trailer Classrooms
(Between MAC & SSC Bldg.)
- TR 16 Nursing Skills Lab
(Between MAC & SSC Bldg.)



- + Medical Treatment - Small Gym
- ▲ Shelter Area - Large Gym
- Staging Area - Near Guthrie Hall



4667 Telegraph Rd

Police and Safety

(805) 289-6486

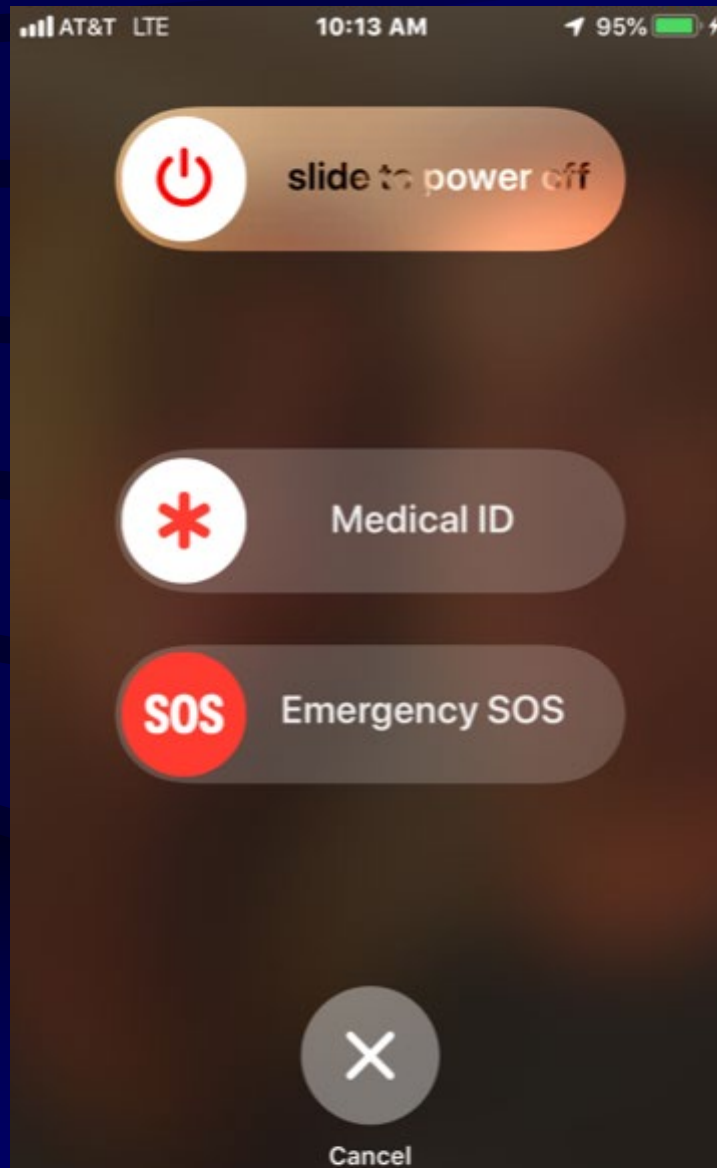


Ventura College Station

Meet the Officers [→](#)




Your Phone



Faculty/Staff

- Pre-Plan your exit
- Know Floor Plans
- Traffic Patterns
- Location of exits

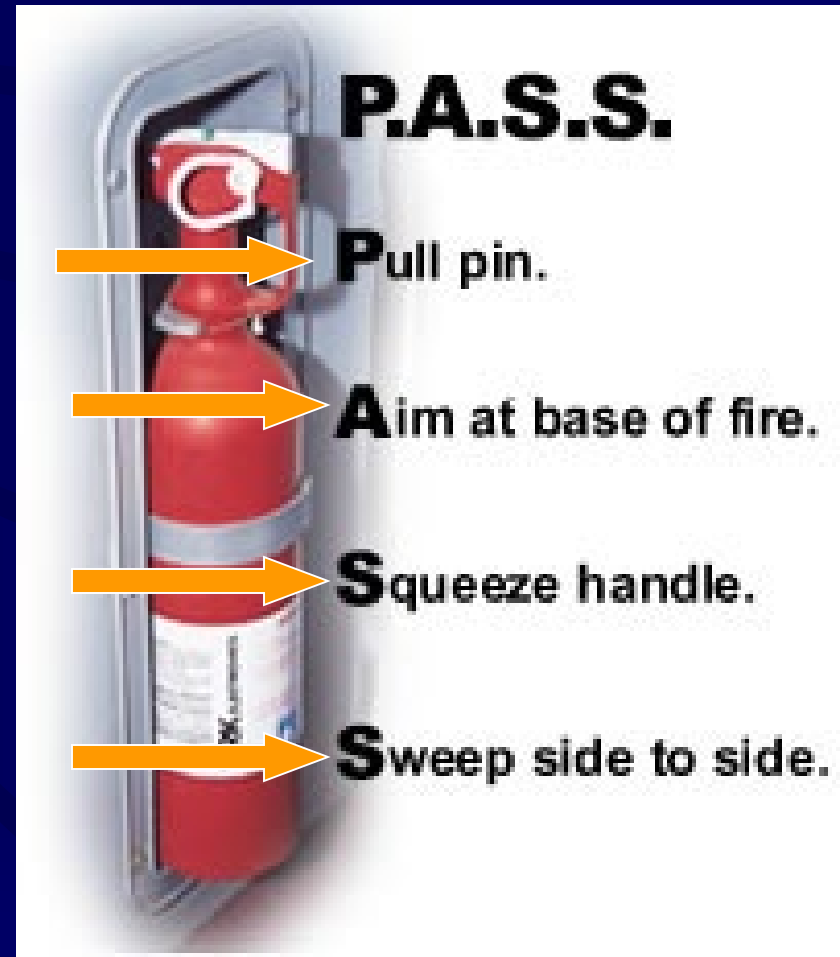




Fire Procedures 911

- Get Away, Close Doors
- Notify FD
- Fire Extinguisher??

Get 2 of them!!!



Fire Procedures

- **Characteristics of Smoke**



Fire Procedures

Faculty/Staff Responsibilities

- **Evacuate or Shelter in Place??????**
- **Carrying out College/Fire Dept. Directions**



This is your Biggest Question!!



Faculty/Staff



"Shelter in Place" or Evacuate?



“Should You Stay”

- **Close Doors**
- **HVAC Off**
- **Wedge Cloth**
- **911 with Callback Number!**

Shelter in Place



Lockdown – “Should You Stay”

- No surprise lockdown drills
- Secure Location? HIDE
- Lock Doors and close blinds
- Turn off lights and computer monitors
- Blockade the door
- Gather items as weapons – FIGHT
- Move to safe area of room
- Silence all cell phones
- Do not open the door



Lockdown - “Should You Stay”

VC will remain in lockdown until:

- All clear announcement – Revolution/ENS
- Police or School Staff opens door
- Police evacuate school
 - Hands up
 - Single file
 - Remain quiet, follow LEO directions



“Should You Go”

- **Remain Calm**
- **Report to Your Assembly Area(See Map)**
- **Faculty – Student/Safety/Accountability**
- **ENS/Revolution**
- **Move Quickly, High Heels?**
- **Dispel False Information**




Evacuate

“Should You Go”



Evacuate

“Should You Go”



Evacuate

If Safe...

- **Faculty and Staff are last out!!**
- **Systematic Sweep – Ensure Evacuation**
- **Close Doors**
- **Sticky Notes**



“Active Shooter”

- Active Shooter Procedures

Response: RUN, HIDE, FIGHT

A – Alert – Be aware of the early warning signs: look for entrances and exits.

L – Lockdown – Lock doors and windows, close blinds or shades, turn off light, silence cell phones and do not huddle together.

I – Inform – Call 911 or activate Revolution app on your cell phone. If calling 911, stay on the line to provide updated information as to the who, what, where, when, and how many.

C – Counter – This is a last resort. Create chaos, scream, throw distractions, take control of the limbs of the assailant.

E – Evacuate – This is the best option **if it is safe to do so**. Leave all belongings behind, leave on foot and get off campus.

Earthquake Procedures

Before the Earthquake

- **Assess Your Work Area/Classrooms**
 - **Windows/ Glass?**
 - **Heavy Objects?**
 - **Loose Objects**



Earthquake Procedures

During an Earthquake

- **Remain Calm – Direct Students**
- **Act Quickly**
- **Drop to the Floor**
- **Cover**
- **Hold**
- **Stay Put, but not in doorway**
- **If you are outside.....**
- **At Home?**



Earthquake Procedures

Lucy Jones





Quakes

- **No alarm will sound**
- **Stop Shaking?**
- **Use Fire Drill Procedures**



Medical Procedures



- *Prior to the Medical Emergency*
- Know the following:
- **First Aid Box and AED Location**



Medical Emergencies

Notify 911 with:

- Nature
- Location
- Age and Sex
- Current Condition
- Callback Number - Most Important!



How do I prepare?



VC “Campus Emergencies”

Jeopardy

Rules

- Mega Millions
- I give the
- You give
- Approx 5
- 1 Pt. Awa
- 1 Pt. Sub
- Daily Do



10 Questions

Groups?

ndraisers??

It's address is 4667 Telegraph Rd,
Ventura, CA 93003

What is the address of VC?



“Run, Hide, Fight”

What are procedures for an Active Shooter?



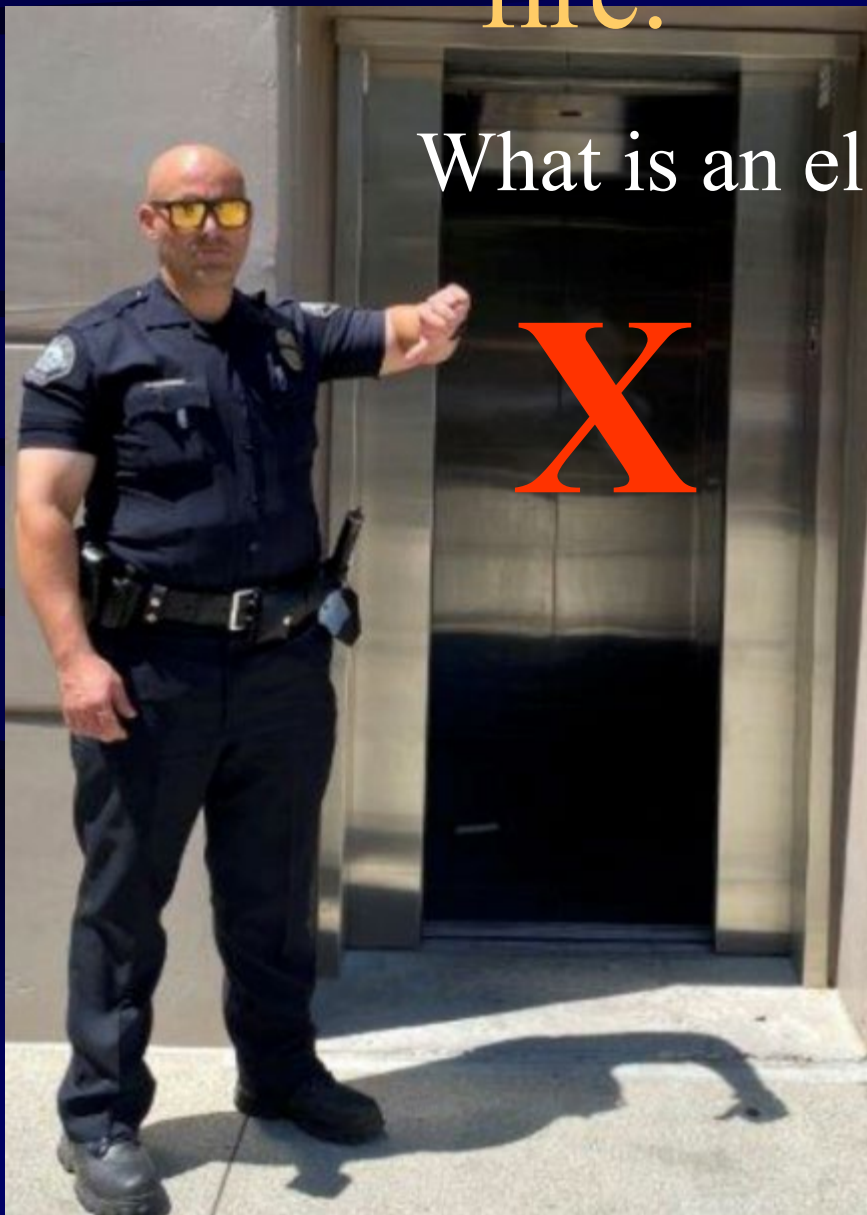
“It banks down flat, like a fog”

What is a characteristic of smoke?



Never use one of these during a fire.

What is an elevator?



**Daily
Double!!**

(805) 289-6486



Ventura College Station

Meet the Officers [↗](#)

What is the phone number for VC
Police?

You will never be surprised by
one of these!!

What is a “Lockdown” drill!



It goes by the acronym of “AED”

- What is an automatic external defibrillator?



“Pull, Aim, Squeeze, Sweep”

What are procedures to use a fire extinguisher?



P.A.S.S.

Pull pin.

Aim at base of fire.

Squeeze handle.

Sweep side to side.

Close Doors, HVAC Off, Wedge Cloth, 911 with a Callback Number.

- **What are Shelter in Place procedures.**



“Should I Stay or Should I Go”
was released in 1981 by this band
and reached #1 on the charts.

Who are the Clash????

What will you bet??

**Final
Jeopardy!!**

The End!